

MAESTRO LX

REFRIGERATED | PASTRY | DESSERTS | PREPARED FOODS




Project: _____ Item #: _____
Location: _____ Approved: _____

631-981-2100

Display Case

Standard Features:

- Stainless steel deck
- Self-Contained - with condensation pan (no floor drain required)
- Square glass (M1)
- Double pane glass
- LED lighting
- Electronic digital control panel
- White exterior, RAL 9003
- Adjustable equipment legs
- Cord & Plug (6ft cord)
- Rear sliding doors



Optional Accessories:

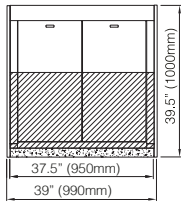
- Channel Kit (to seam two separate cases together without side panels)
- High glass (M3)
- Paint exterior panels, customer choice of RAL color



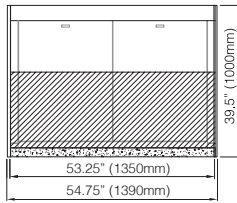
MAESTRO LX

REFRIGERATED DISPLAY CASE

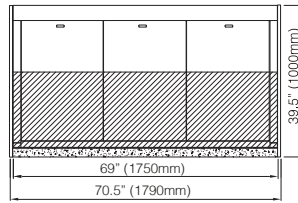
Top View



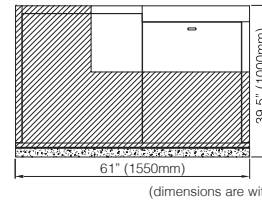
MAESTRO RVS 10



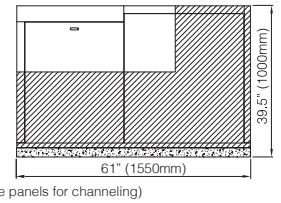
MAESTRO RVS 13



MAESTRO RVS 17



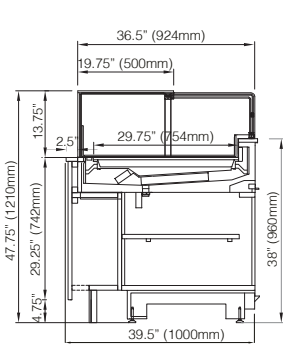
MAESTRO RVS 90DX



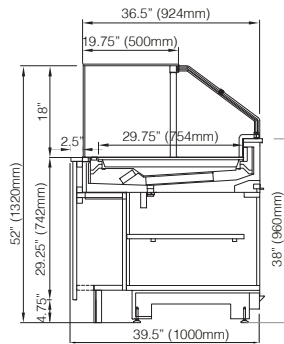
MAESTRO RVS 90SX

(dimensions are without side panels for channeling)

Side View

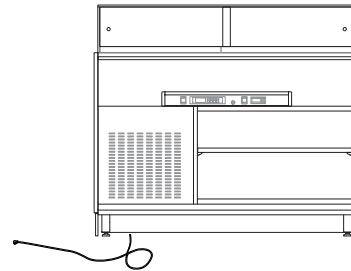


M1



M3

Rear View



Technical Specifications & Electrical Requirements

| Glass Style | Model # | Dimensions W x D x H (In.) | Amps. | HP | Nema Plug | Capacity (Cu. Ft.) |
|----------------------------------|---------------------|-------------------------------|-------|-----|-----------|-----------------------|
| M1 Glass (90° Corner Case) | MAESTRO RVS 10 M1 | 39" x 39.5" x 47.75" | 4 | 1/4 | 6-15P | 1.5 |
| | MAESTRO RVS 13 M1 | 54.75" x 39.5" x 47.75" | 5 | 1/3 | 6-15P | 2.1 |
| | MAESTRO RVS 17 M1 | 70.5" x 39.5" x 47.75" | 6 | 1/3 | 6-15P | 2.8 |
| | MAESTRO RVS 90DX M1 | 61" x 39.5" x 47.75" | 4.5 | 1/3 | 6-15P | 2.5 |
| | MAESTRO RVS 90SX M1 | 61" x 39.5" x 47.75" | 4.5 | 1/3 | 6-15P | 2.5 |
| M3 Glass (90° Corner Case) | MAESTRO RVS 10 M3 | 39" x 39.5" x 52" | 4 | 1/4 | 6-15P | 1.5 |
| | MAESTRO RVS 13 M3 | 54.75" x 39.5" x 52" | 5 | 1/3 | 6-15P | 2.1 |
| | MAESTRO RVS 17 M3 | 70.5" x 39.5" x 52" | 6 | 1/3 | 6-15P | 2.8 |
| | MAESTRO RVS 90DX M1 | 61" x 39.5" x 52" | 4.5 | 1/3 | 6-15P | 2.5 |
| | MAESTRO RVS 90SX M1 | 61" x 39.5" x 52" | 4.5 | 1/3 | 6-15P | 2.5 |



LED 4000K



R290 Gas



39°F / 43 °F



Nema 6-15P



220V/60Hz/1-Ph

Important Notes: Performance issues (product temperatures, water on floor, etc.) caused by adverse conditions are not covered by warranty. Keep unit at least 15' from exterior doors, overhead HVAC vents, or any air curtain disruption. Do not expose unit to direct sunlight or any heat source (ovens, fryers, etc.). Tile floors, low ceilings, or small rooms will increase noise level. Compressor air lower front intake. Front panel cannot be blocked.

All technical data, pictures and drawings contained in this document are not binding on the manufacturer, nor can the manufacturer be held liable for any modification of the machine, in part or in whole.