

SUNNY

GELATO | ICE CREAM



Project: _____ Item #: _____

Location: _____ Approved: _____

631-981-2100

Display Case

Standard Features:

- Great entry-level display for gelato, ice cream, sorbetto, etc.
- Sizes available for 12, 16, 18, 20 or 24, five liter pans
- Thermo-pane, anti-condensation glass
- Electronic control panel
- Plexi rear sliding doors
- LED lighting to enhance presentation
- Stainless steel interior
- White exterior, RAL 9003
- Adjustable equipment legs and heavy duty casters



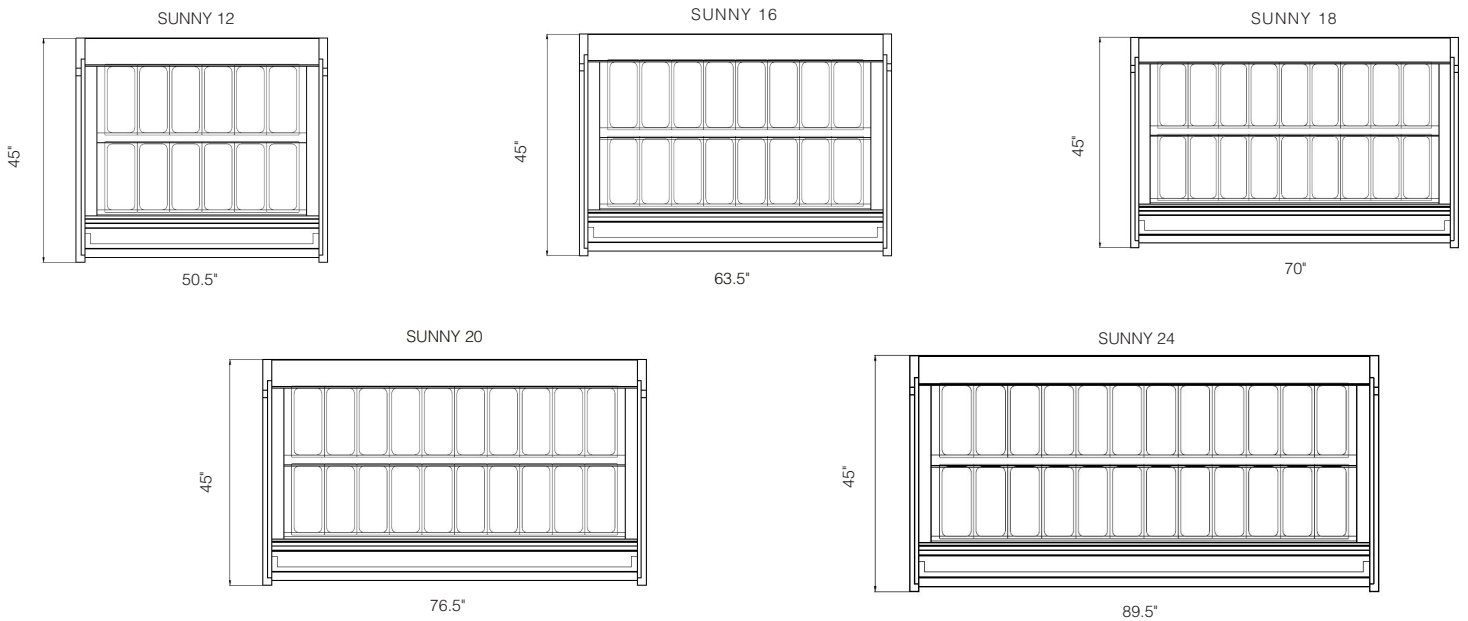
Optional Accessories:

- Paint exterior panels, customer choice of RAL color

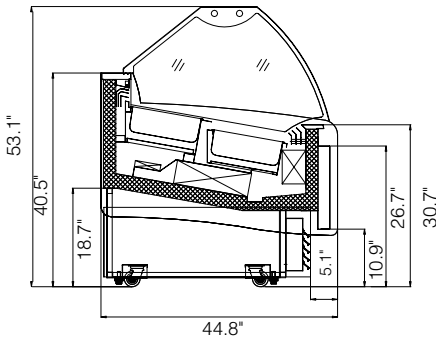
SUNNY

GELATO/ ICE CREAM DISLAY CASE

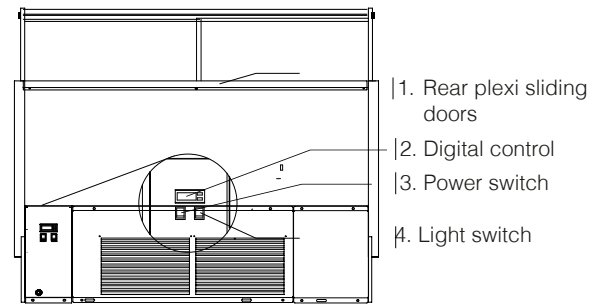
Top View



Side View




Rear View



Technical Specifications & Electrical Requirements

Model #	Dimensions W x D x H (In.)	# of Pans (5 Lt.)	Net Wt. (Lbs.)	Amps.	HP	Nema Plug
SUNNY 12	50.5" x 45" x 53.5"	12	792	10	1	6-15P
SUNNY 16	63.5" x 45" x 53.5"	16	1023	10	1 ½	6-20P
SUNNY 18	70" x 45" x 53.5"	18	1067	10	1 ½	6-20P
SUNNY 20	76.5" x 45" x 53.5"	20	1137	10	2	6-30P
SUNNY 24	89.5" x 45" x 53.5"	24	1252	15	2	6-30P



Important Notes: Performance issues (product temperatures, water on floor, etc.) caused by adverse conditions are not covered by warranty. Keep unit at least 15' from exterior doors, overhead HVAC vents, or any air curtain disruption. Do not expose unit to direct sunlight or any heat source (ovens, fryers, etc.). Tile floors, low ceilings, or small rooms will increase noise level. Compressor air lower front intake. Front panel cannot be blocked.

All technical data, pictures and drawings contained in this document are not binding on the manufacturer, nor can the manufacturer be held liable for any modification of the machine, in part or in whole.