

Kate

Gelato & Ice Cream



Project: _____ Item #: _____

Locaton: _____ Approved: _____

631-981-2100

Display Case

Standard Features:

- Great entry-level display for gelato or ice cream
- Sizes available for 8, 10, 12, or 14 tubs (3 gal.)
- Thermo-pane, anti-condensation glass
- State-of-the-Art Tub Locking System for Easy Scooping
- Electronic control panel
- Front Opening Doors
- LED lighting to enhance presentation
- Adjustable equipment legs and heavy duty casters



Optional Accessories:

- Paint exterior panels, customer choice of RAL color

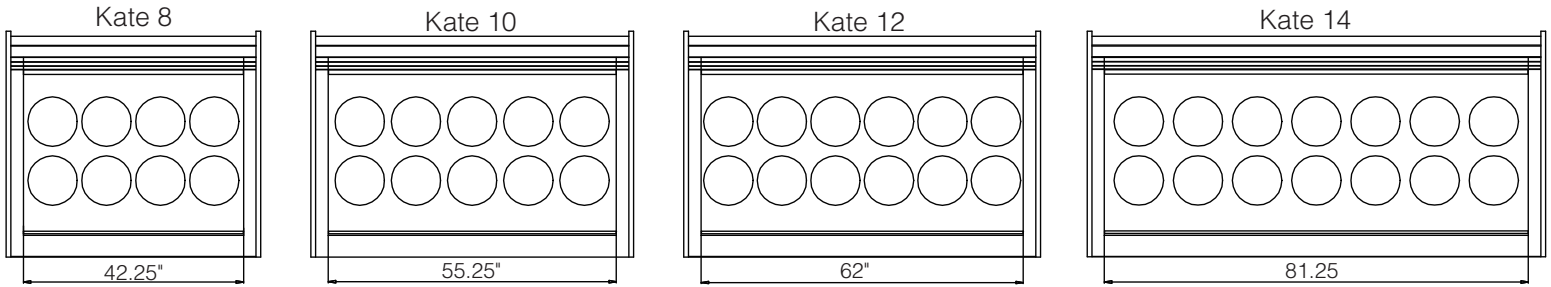


KATE

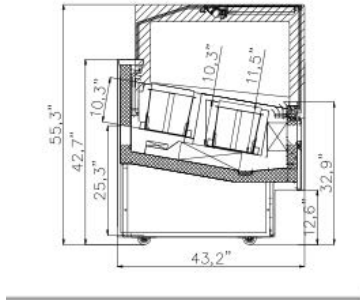
GELATO/ ICE CREAM DISLAY CASE



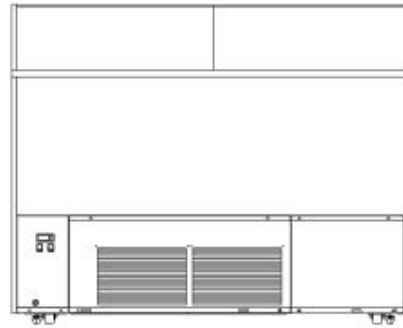
Top View



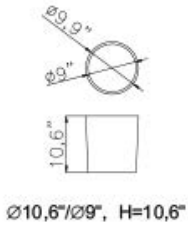
Side View



Front & Rear View


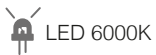


3 Gal. Tubs



Technical Specifications & Electrical Requirements

Model #	Dimensions W x D x H (In.)	# of Tubs (3 Gal.)	Net Wt. (Lbs.)	Amps.	HP	Nema Plug
KATE-8	42.25" x 43.2" x 48"	8	786	10	1	6-15P
KATE-10	55.25" x 43.2" x 48"	10	1216	15	1	6-15P
KATE-12	62" x 43.2" x 48"	12	1216	15	1	6-15P
KATE-14	81.25" x 43.2" x 48"	14	1480	15	1	6-15P



All technical data, pictures and drawings contained in this document are not binding on the manufacturer, nor can the manufacturer be held liable for any modification of the machine, in part or in whole.