

# SAMOA

GELATO | ICE CREAM

gti **DESIGNS**

Project: \_\_\_\_\_ Item #: \_\_\_\_\_

Location: \_\_\_\_\_ Approved: \_\_\_\_\_

**631-981-2100**

## Display Case

### Standard Features:

- Great entry-level display for gelato, ice cream, sorbetto, etc.
- Sizes available for 6 & 7 five liter pans
- Ventilated and Automatic defrosting
- Self-contained - with condensation pan (no floor drain required)
- Electronic control panel
- Plexi rear door
- LED lighting to enhance presentation
- Stainless steel interior
- White exterior, RAL 9003
- Adjustable equipment legs and heavy duty casters
- Plug & cord (6ft cord)



### Optional Accessories:

- 10" Dipper well and kit

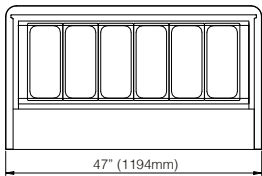


# SAMOA

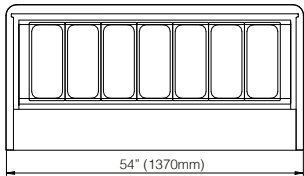
GELATO/ ICE CREAM DISPLAY CASE



## Top View

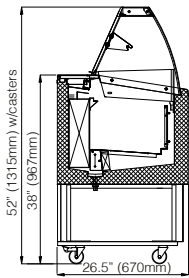


SAMOA 6

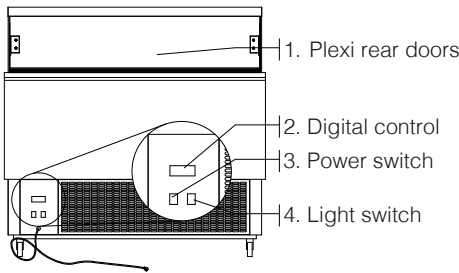
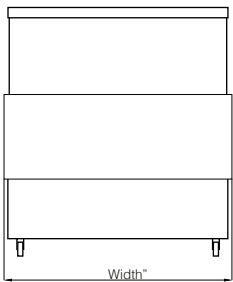


SAMOA 7

## Side View

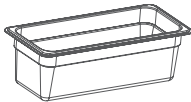


## Rear View



## 5lt Pans

SIZE: 14" x 6.5" x 4.5"h



## Technical Specifications & Electrical Requirements

Model #	Dimensions W x D x H (In.)	# of Pans (5 Lt.)	Net Wt. (Lbs.)	Amps.	HP	Nema Plug
SAMOA 6	47" x 26.5" x 52"	6	254	6	1	5-15P
SAMOA 7	54" x 26.5" x 52"	7	298	7	1 1/8	5-15P



Important Notes: Performance issues (product temperatures, water on floor, etc.) caused by adverse conditions are not covered by warranty. Keep unit at least 15' from exterior doors, overhead HVAC vents, or any air curtain disruption. Do not expose unit to direct sunlight or any heat source (ovens, fryers, etc.). Tile floors, low ceilings, or small rooms will increase noise level. Compressor air lower front intake. Front panel cannot be blocked.

All technical data, pictures and drawings contained in this document are not binding on the manufacturer, nor can the manufacturer be held liable for any modification of the machine, in part or in whole.