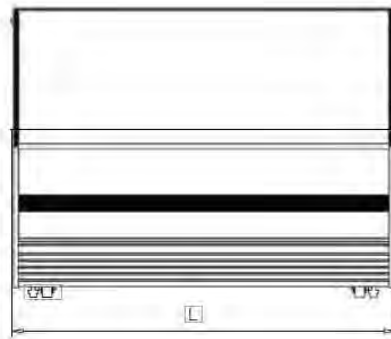
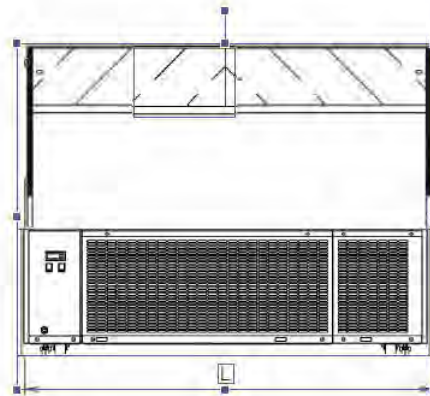
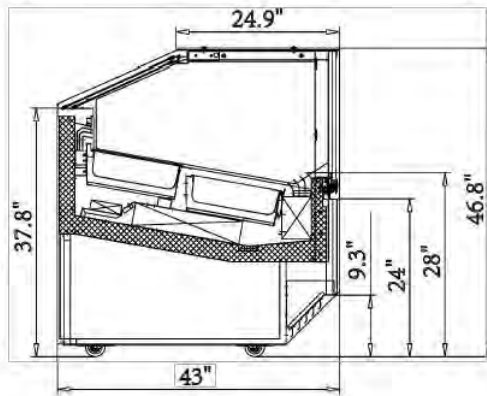


JULY

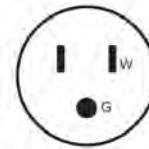
Case Features:

- A Perfect Display for Gelaterias and Ice Cream Shops
- Options for 12, 16, 18, or 24, Five Liter Pans
- Rear Sliding Doors
- Thermo-pane, Anti-Condensation Glass
- Can be Customized with Your Colors and Logo
- LED Lighting to Enhance Presentation
- Stainless Steel Interior
- Wheels on Bottom for Easy Movement





**Plug Type
(All Models)**



5-15P

DISPLAY CASES

Type	Models	Pans (5L)	Width	Depth	Height	Electrical Requirements
Gelato	JULY12	12	49.5"	43"	47"	220V/1Phase/60Hz/10 Amp
	JULY16	16	62.5"	43"	47"	220V/1Phase/60Hz/15 Amp
	JULY18	18	69"	43"	47"	220V/1Phase/60Hz/15 Amp
	JULY24	24	88.5"	43"	47"	220V/1Phase/60Hz/15 Amp

All technical data, pictures and drawings contained in this document are not binding on the manufacturer, nor can the manufacturer be held liable for any modification of the machine, in part or in whole.