

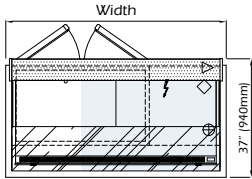
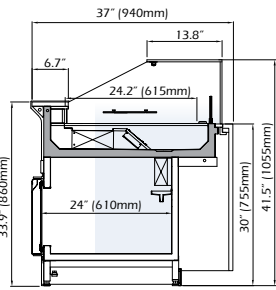
# Lucis

## Case Features:

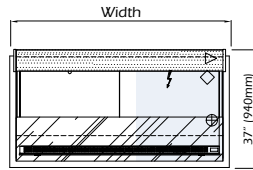
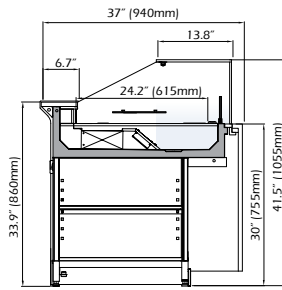
- Available Options:
  - **Refrigerated** (Pastries & Desserts)
  - **Macaron/ Chocolates** (Humidity Control)
  - **Refrigerated & Chocolate** with Humidity Control (two cases in one with dual zone control system)
- Offered in various size configurations with multiple cases integrated together
- Maximizing visibility with wide product display area
- LED light technology enhances presentation
- Fan assisted refrigeration/ humidity and temperature controls
- Custom color case panel finishing
- Classic European design – simple, stylish, elegant & functional



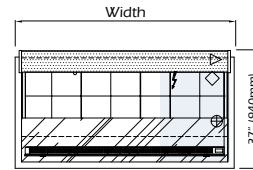
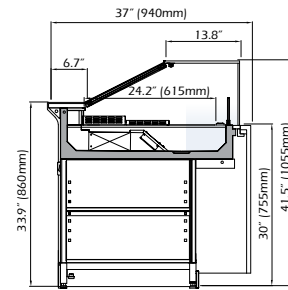
## REFRIGERATED with Storage



## REFRIGERATED without Storage



## MACARONS/ CHOCOLATES



Plug Type  
(All Models)



6-15P

# DISPLAY CASES

Type	Model	Width	Depth	Height	Electrical Requirements
Refrigerated (with Storage)	LCVT-1350	53.15" (1350mm)	37" (940mm)	41.5" (1055mm)	220V/1Phase/60Hz/4 Amps
	LCVT-1750	69" (1750mm)	37" (940mm)	41.5" (1055mm)	220V/1Phase/60Hz/5 Amps
	LCVT-2150	84.7" (2150mm)	37" (940mm)	41.5" (1055mm)	220V/1Phase/60Hz/5 Amps
Refrigerated (without Storage)	LCVS-950	37.41" (950mm)	37" (940mm)	41.5" (1055mm)	220V/1Phase/60Hz/4 Amps
	LCVS-1350	53.15" (1350mm)	37" (940mm)	41.5" (1055mm)	220V/1Phase/60Hz/4 Amps
	LCVS-1750	69" (1750mm)	37" (940mm)	41.5" (1055mm)	220V/1Phase/60Hz/5 Amps
	LCVS-2150	84.7" (2150mm)	37" (940mm)	41.5" (1055mm)	220V/1Phase/60Hz/5 Amps
Macarons/ Chocolates (Humidity Control)	LCCHS-950	37.41" (950mm)	37" (940mm)	41.5" (1055mm)	220V/1Phase/60Hz/4 Amps
	LCCHS-1350	53.15" (1350mm)	37" (940mm)	41.5" (1055mm)	220V/1Phase/60Hz/5 Amps
	LCCHS-1750	69" (1750mm)	37" (940mm)	41.5" (1055mm)	220V/1Phase/60Hz/5 Amps
	LCCHS-2150	84.7" (2150mm)	37" (940mm)	41.5" (1055mm)	220V/1Phase/60Hz/6 Amps
Dual Refrigeration & Chocolate (Humidity Control) (Dual Zone Control System)	LCVS/CHS-950 dupla	37.41" (950mm)	37" (940mm)	41.5" (1055mm)	220V/1Phase/60Hz/4 Amps
	LCVS/CHS-1350 dupla	53.15" (1350mm)	37" (940mm)	41.5" (1055mm)	220V/1Phase/60Hz/5 Amps
	LCVS/CHS-1750 dupla	69" (1750mm)	37" (940mm)	41.5" (1055mm)	220V/1Phase/60Hz/5 Amps
	LCVS/CHS-2150 dupla	84.7" (2150mm)	37" (940mm)	41.5" (1055mm)	220V/1Phase/60Hz/6 Amps

# OPTIONS



Chilled Storage



Rear Sliding Plexi Doors



Storage



Rear Ambient Counter

All technical data, pictures and drawings contained in this document are not binding on the manufacturer, nor can the manufacturer be held liable for any modification of the machine, in part or in whole.