

CLASSIC



CL23



CL24



CL41



CL44



CL441



CL26



CL262



CL71



CL73



CL74



CL92



CL93

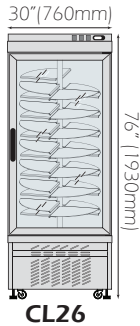


CL94


Features:

- Neutral lighting box at the top of the unit
- Option of 1-4 sided views (varies with all models)
- Standard colors available: Silver - Bronze on demand
- Electronic Control of Temperature
- Automatic Defrosting System by using Hot Gas (NFN Series)
- Available:
 - Static Ventilated**
 - No Frost Refrigerated**
 - No Frost Freezer**

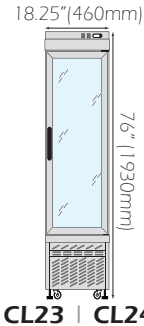
CLASSIC



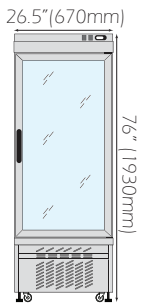
CL26



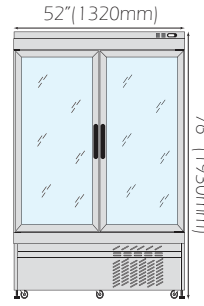
CL262



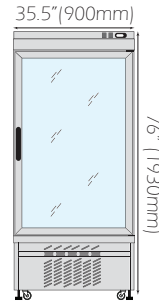
CL23 | CL24



CL41 | CL44 | CL441



CL71 | CL73 | CL74



CL92 | CL93 | CL94

CLASSIC - TECHNICAL SPECIFICATIONS

Type	Model	Temp. Range	Num. of Shelves	Glass Sides	Width	Height	Depths	Electrical Requirements
No Frost Refrigerated	CL26R	+50/+23° F	26 (Rev.)	4	30" (760mm)	76" (1930mm)	30" (760mm)	220V/1Phase/60Hz/5 Amps
	CL262R	+50/+23° F	26 + 26 (Rev.)	4	59" (1500mm)	76" (1930mm)	30" (760mm)	220V/1Phase/60Hz/10 Amps
	CL23R	+50/+23° F	5 (Adj.)	3	18.25" (460mm)	76" (1930mm)	25.25" (640mm)	220V/1Phase/60Hz/5 Amps
	CL24R	+50/+23° F	5 (Adj.)	4	18.25" (460mm)	76" (1930mm)	25.25" (640mm)	220V/1Phase/60Hz/5 Amps
	CL41R	+50/+23° F	5 (Adj.)	1	26.5" (670mm)	76" (1930mm)	25.25" (640mm)	220V/1Phase/60Hz/5 Amps
	CL44R	+50/+23° F	5 (Adj.)	4	26.5" (670mm)	76" (1930mm)	25.25" (640mm)	220V/1Phase/60Hz/5 Amps
	CL441R	+50/+23° F	7 (Rev.)	4	26.5" (670mm)	76" (1930mm)	25.25" (640mm)	220V/1Phase/60Hz/5 Amps
	CL71R	+50/+23° F	5 or 3 (Adj.)	1	52" (1320mm)	76" (1930mm)	25.25" (640mm)	220V/1Phase/60Hz/5 Amps
	CL73R	+50/+23° F	5 (Adj.)	3	52" (1320mm)	76" (1930mm)	25.25" (640mm)	220V/1Phase/60Hz/5 Amps
	CL74R	+50/+23° F	5 (Adj.)	4	52" (1320mm)	76" (1930mm)	25.25" (640mm)	220V/1Phase/60Hz/5 Amps
	CL92R	+50/+23° F	5 (Adj.)	2	35.5" (900mm)	76" (1930mm)	25.25" (640mm)	220V/1Phase/60Hz/5 Amps
	CL93R	+50/+23° F	5 (Adj.)	3	35.5" (900mm)	76" (1930mm)	25.25" (640mm)	220V/1Phase/60Hz/5 Amps
	CL94R	+50/+23° F	5 (Adj.)	4	35.5" (900mm)	76" (1930mm)	25.25" (640mm)	220V/1Phase/60Hz/5 Amps
No Frost Freezer	CL26F	+41/-13° F	26 (Rev.)	4	30" (760mm)	76" (1930mm)	30" (760mm)	220V/1Phase/60Hz/5 Amps
	CL262F	+41/-13° F	26 + 26 (Rev.)	4	59" (1500mm)	76" (1930mm)	25.25" (640mm)	220V/1Phase/60Hz/10 Amps
	CL23F	+41/-13° F	5 (Adj.)	3	18.25" (460mm)	76" (1930mm)	25.25" (640mm)	220V/1Phase/60Hz/5 Amps
	CL24F	+41/-13° F	5 (Adj.)	4	18.25" (460mm)	76" (1930mm)	25.25" (640mm)	220V/1Phase/60Hz/5 Amps
	CL41F	+41/-13° F	5 (Adj.)	1	26.5" (670mm)	76" (1930mm)	25.25" (640mm)	220V/1Phase/60Hz/5 Amps
	CL44F	+41/-13° F	5 (Adj.)	4	26.5" (670mm)	76" (1930mm)	25.25" (640mm)	220V/1Phase/60Hz/5 Amps
	CL441F	+41/-13° F	7 (Rev.)	4	26.5" (670mm)	76" (1930mm)	25.25" (640mm)	220V/1Phase/60Hz/5 Amps
	CL71F	+41/-13° F	5 or 3 (Adj.)	1	52" (1320mm)	76" (1930mm)	25.25" (640mm)	220V/1Phase/60Hz/5 Amps
	CL73F	+41/-13° F	5 (Adj.)	3	52" (1320mm)	76" (1930mm)	25.25" (640mm)	220V/1Phase/60Hz/10 Amps
	CL74F	+41/-13° F	5 (Adj.)	4	52" (1320mm)	76" (1930mm)	25.25" (640mm)	220V/1Phase/60Hz/10 Amps
	CL92F	+41/-13° F	5 (Adj.)	2	35.5" (900mm)	76" (1930mm)	25.25" (640mm)	220V/1Phase/60Hz/5 Amps
	CL93F	+41/-13° F	5 (Adj.)	3	35.5" (900mm)	76" (1930mm)	25.25" (640mm)	220V/1Phase/60Hz/5 Amps
	CL94F	+41/-13° F	5 (Adj.)	4	35.5" (900mm)	76" (1930mm)	25.25" (640mm)	220V/1Phase/60Hz/5 Amps

All technical data, pictures and drawings contained in this document are not binding on the manufacturer, nor can the manufacturer be held liable for any modification of the machine, in part or in whole.



35 Trade Zone Court ▪ Ronkonkoma, NY 11779 ▪ www.gtidesigns.com
 Phone 631.981.2100 ▪ Fax 631.981.3509 ▪ CustomerService@gtidesigns.com